

Market Report

March, 2025



Le Jeune Plaza

215 SW 42nd Ave
Coral Gables, FL 33134

Every month we compile this comprehensive market report focus on Le Jeune Plaza in this convenient and easy to read format. Our datas comes from more than six different sources including MLS Associations, County Offices and Financial Institutions. Get this report for free every month on our website lejeuneplaza.com.

Property Stats

POSTAL CODE 33134

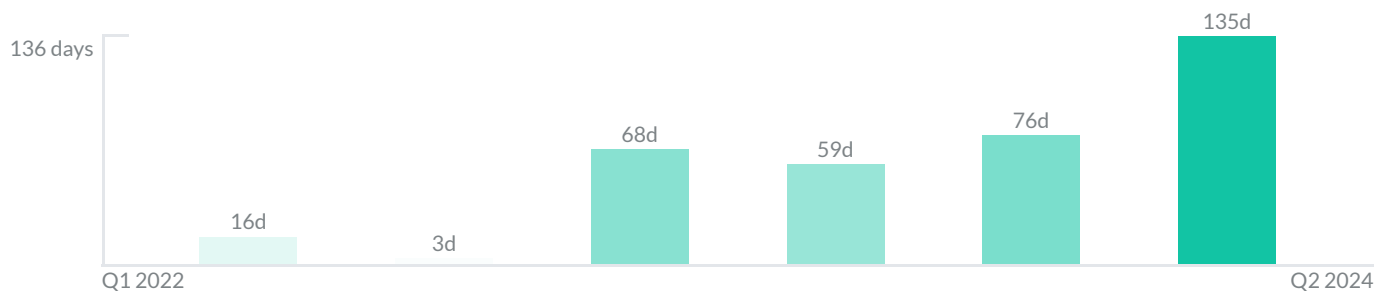
The property stats graph represents the median price evolution since ten years in your postal code area.



Similar Properties

DAYS ON THE MARKET

Everyday 3 months we monitor how many days it takes for similar properties to be sold. This is also a good indicator to know when to buy or sale!

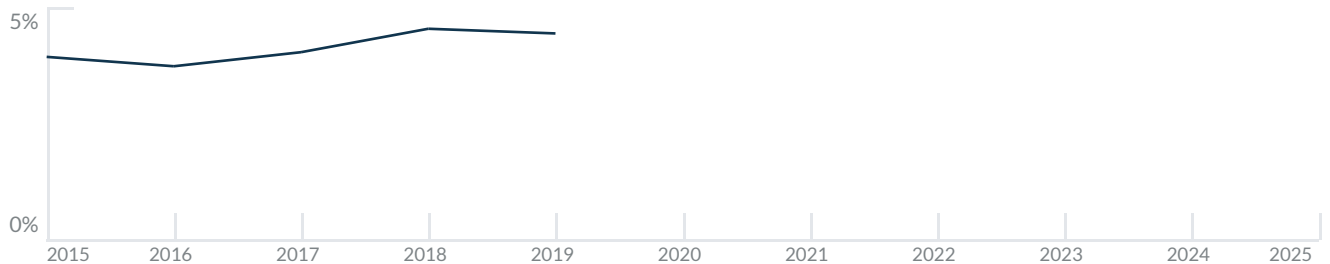


Mortgage Rates

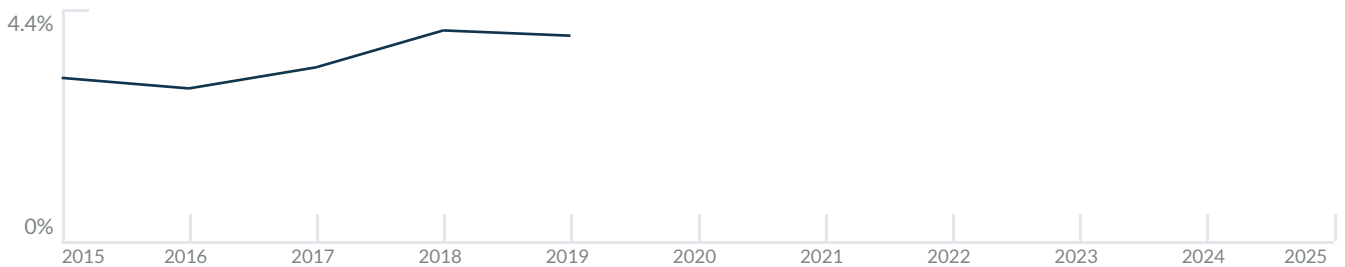
PER YEAR

Understanding mortgage economics is important when you want to buy with a loan. Below is the historical yearly average mortgage rates in the Unites States retrieved from Freddie Mac©

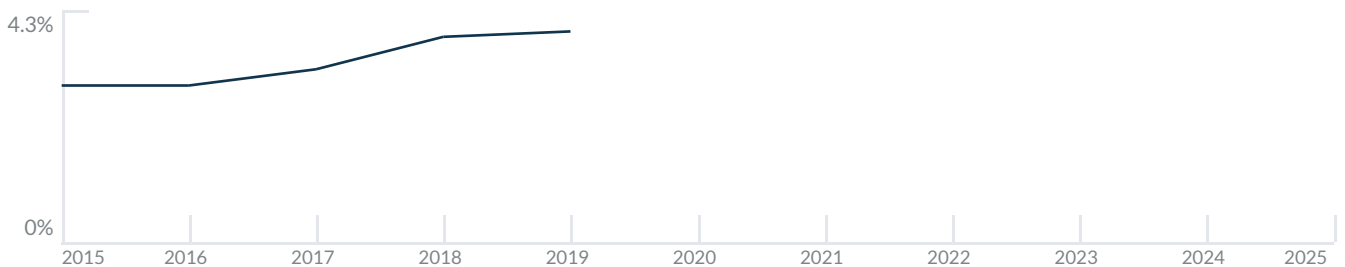
30 YEARS FIXED 4.4%



15 YEARS FIXED 3.9%



5/1-YEAR ADJUSTABLE 3.9%



Schools

CLOSEST

Having good schools nearby is important if you have kids or plan to rent or sell your home. Ratings are retrieved from the leading independent and nonprofit GreatSchools©

ELEMENTARY SCHOOL
Somerset Gables Academy
10/10

MIDDLE SCHOOL
International Studies Charter Middle School
10/10

HIGH SCHOOL
Miami Senior High School
4/10

Insights

IN LE JEUNE PLAZA

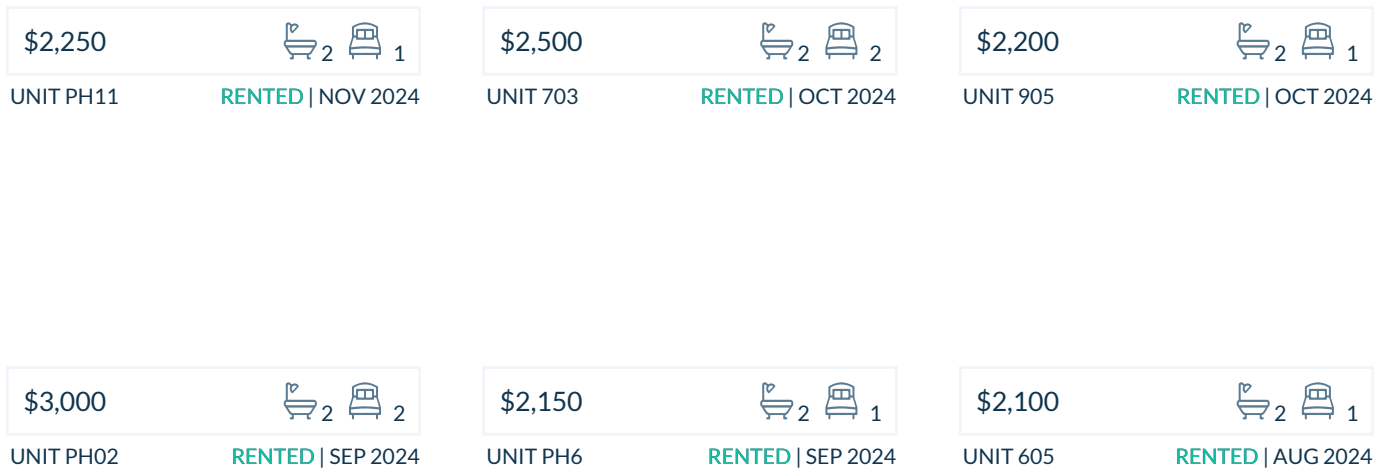
Below the average listing prices of available unit per property type.



Activity

SOLD OR RENTED

Below the latest transactions reported by the local MLS Association for Le Jeune Plaza



Sold

LAST 20 PROPERTIES SOLD IN LE JEUNE PLAZA

Unit	Price	Beds/Baths	\$/Sqft	Sqft	Buying Date	Days on Market
403	\$410,000	2/2	\$445.7	920	May 2024	221
911	\$349,000	1/2	\$478.7	729	Apr 2024	48
502	\$439,000	2/2	\$440.8	996	Aug 2023	76
804	\$439,900	2/2	\$478.2	920	Apr 2023	59
509	\$375,000	2/2	\$376.5	996	Jul 2022	68
606	\$279,900	1/1	\$400.4	699	Apr 2022	3
1006	\$250,000	1/2	\$357.7	699	Mar 2022	27
710	\$305,000	2/2	\$306.2	996	Jan 2022	5
705	\$248,000	1/2	\$354.8	699	Dec 2021	29
606	\$224,900	1/1	\$321.7	699	Mar 2021	13
701	\$280,000	2/2	\$281.1	996	Nov 2020	116
1003	\$275,000	2/2	N/A	N/A	Sep 2020	33
409	\$269,000	2/2	\$270.1	996	Aug 2020	36
602	\$259,900	2/2	\$260.9	996	Dec 2019	467
N/A	\$2,345	3/3	\$1.5	1,555	Aug 2019	14
408	\$1,850	2/2	\$2.0	920	Aug 2019	29
503	\$178,999	1/1	\$239.6	747	Jul 2019	163
1002	\$250,000	2/2	\$251.0	996	Jul 2019	57
408	\$225,000	2/1	\$278.8	807	May 2019	94
403	\$255,000	2/2	\$277.2	920	Jan 2019	15

Rented

LAST 20 PROPERTIES RENTED IN LE JEUNE PLAZA

Unit	Price	Beds/Baths	\$/Sqft	Sqft	Rented Date	Days on Market
PH11	\$2,250	1/2	\$3.1	729	Nov 2024	56
703	\$2,500	2/2	\$2.7	920	Oct 2024	12
905	\$2,200	1/2	\$3.1	699	Oct 2024	54
PH02	\$3,000	2/2	\$3.0	996	Sep 2024	73
PH6	\$2,150	1/2	\$3.1	699	Sep 2024	14
605	\$2,100	1/2	\$3.0	699	Aug 2024	84
806	\$2,250	1/1	\$3.2	699	Jul 2024	56
PH07	\$2,500	2/2	\$2.7	920	Jun 2024	8
1010	\$2,650	2/2	\$2.7	996	Jun 2024	52
401	\$2,575	2/2	\$2.6	996	Jun 2024	75
1004	\$2,500	2/2	\$2.7	920	Apr 2024	27
609	\$2,500	2/2	\$2.5	996	Feb 2024	54
611	\$2,100	1/2	\$2.9	729	Dec 2023	73
1003	\$2,600	2/2	\$2.8	920	Nov 2023	73
809	\$2,599	2/2	\$2.6	996	Oct 2023	67
PH6	\$2,100	1/2	\$3.0	699	Sep 2023	14
810	\$2,700	2/2	\$2.7	996	Aug 2023	29
1003	\$2,700	2/2	\$2.9	920	Aug 2023	74
905	\$2,100	1/2	\$3.0	699	Jul 2023	52
711	\$2,100	1/1	\$2.9	729	Jul 2023	20

Currently Listed

ACTIVE LISTINGS 1/1

Unit	Price	Beds/Baths	\$/Sqft	Sqft	Listing Date	Owner
501	\$2,649/mth	2/2	\$2.7	996	May 2024	GLORIA ISABE...
611	\$2,200/mth	1/2	\$3.0	729	Jan 2025	PAULA SANT...
703	\$419,000	2/2	\$455.4	920	Oct 2024	Hialeah Holdi...
911	\$2,295/mth	1/2	\$3.1	729	Feb 2024	ENRIQUETA...