

Market Report

March, 2024



Le Jeune Plaza

215 SW 42nd Ave
Coral Gables, FL 33134

Every month we compile this comprehensive market report focus on Le Jeune Plaza in this convenient and easy to read format. Our datas comes from more than six different sources including MLS Associations, County Offices and Financial Institutions. Get this report for free every month on our website lejeuneplaza.com.

Property Stats

POSTAL CODE 33134

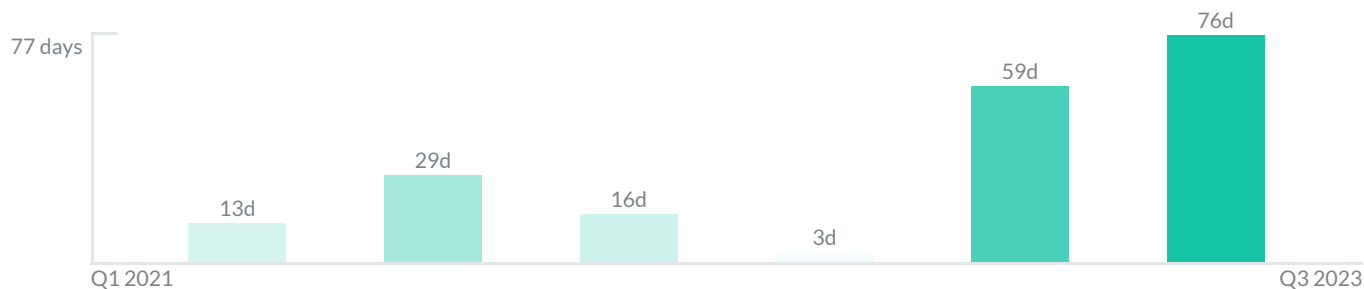
The property stats graph represents the median price evolution since ten years in your postal code area.



Similar Properties

DAYS ON THE MARKET

Everyday 3 months we monitor how many days it takes for similar properties to be sold. This is also a good indicator to know when to buy or sale!



Mortgage Rates

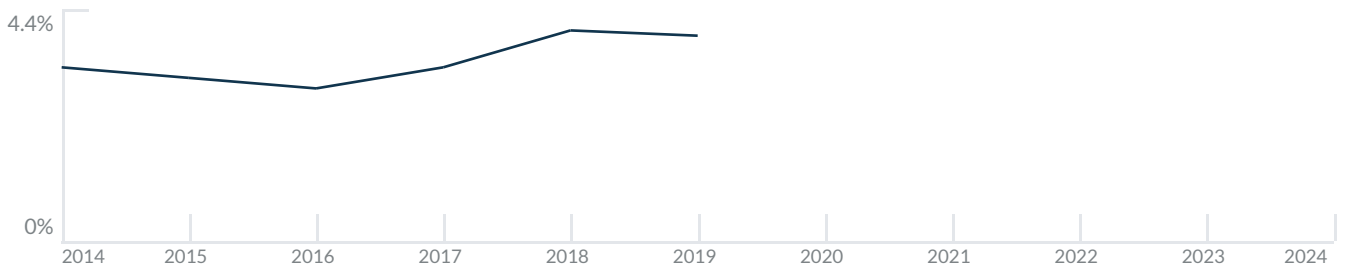
PER YEAR

Understanding mortgage economics is important when you want to buy with a loan. Below is the historical yearly average mortgage rates in the Unites States retrieved from Freddie Mac©

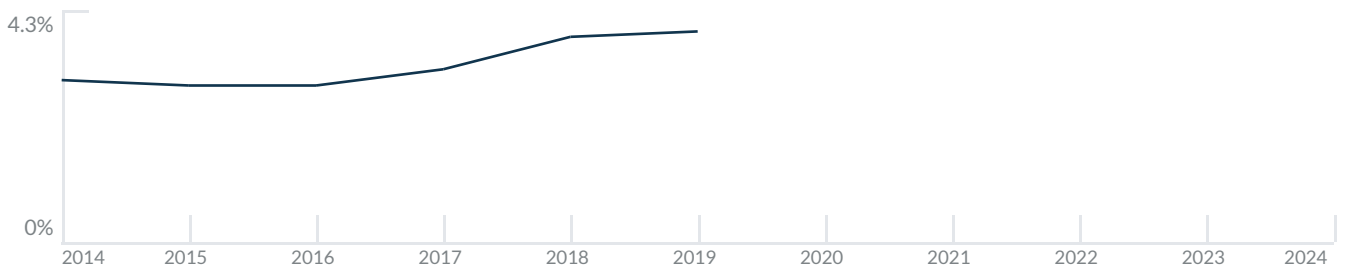
30 YEARS FIXED 4.4%



15 YEARS FIXED 3.9%



5/1-YEAR ADJUSTABLE 3.9%



Schools

CLOSEST

Having good schools nearby is important if you have kids or plan to rent or sell your home. Ratings are retrieved from the leading independent and nonprofit GreatSchools©

ELEMENTARY SCHOOL
Somerset Gables Academy
10/10

MIDDLE SCHOOL
International Studies Charter Middle School
10/10

HIGH SCHOOL
Miami Senior High School
4/10

Insights

IN LE JEUNE PLAZA

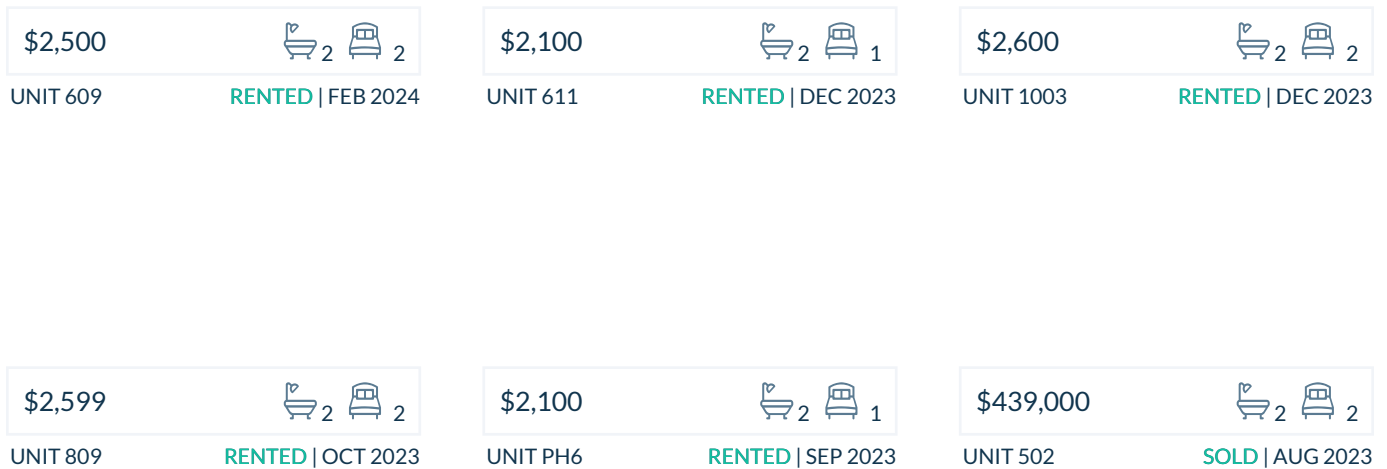
Below the average listing prices of available unit per property type.



Activity

SOLD OR RENTED

Below the latest transactions reported by the local MLS Association for Le Jeune Plaza



Sold

LAST 20 PROPERTIES SOLD IN LE JEUNE PLAZA

Unit	Price	Beds/Baths	\$/Sqft	Sqft	Buying Date	Days on Market
502	\$439,000	2/2	\$440.8	996	Aug 2023	76
804	\$439,900	2/2	\$478.2	920	Apr 2023	59
606	\$279,900	1/1	\$400.4	699	Apr 2022	3
1006	\$250,000	1/2	\$357.7	699	Mar 2022	27
710	\$305,000	2/2	\$306.2	996	Jan 2022	5
705	\$248,000	1/2	\$354.8	699	Dec 2021	29
606	\$224,900	1/1	\$321.7	699	Mar 2021	13
701	\$280,000	2/2	\$281.1	996	Nov 2020	116
1003	\$275,000	2/2	N/A	N/A	Sep 2020	33
409	\$269,000	2/2	\$270.1	996	Aug 2020	36
602	\$259,900	2/2	\$260.9	996	Dec 2019	467
N/A	\$2,345	3/3	\$1.5	1,555	Aug 2019	14
408	\$1,850	2/2	\$2.0	920	Aug 2019	29
503	\$178,999	1/1	\$239.6	747	Jul 2019	163
1002	\$250,000	2/2	\$251.0	996	Jul 2019	57
408	\$225,000	2/1	\$278.8	807	May 2019	94
403	\$255,000	2/2	\$277.2	920	Jan 2019	15
908	\$249,900	2/2	\$271.6	920	Dec 2018	30
708	\$265,000	2/2	\$288.0	920	Nov 2018	72
701	\$264,000	2/2	\$265.1	996	Oct 2018	81

Rented

LAST 20 PROPERTIES RENTED IN LE JEUNE PLAZA

Unit	Price	Beds/Baths	\$/Sqft	Sqft	Rented Date	Days on Market
609	\$2,500	2/2	\$2.5	996	Feb 2024	54
611	\$2,100	1/2	\$2.9	729	Dec 2023	73
1003	\$2,600	2/2	\$2.8	920	Nov 2023	73
809	\$2,599	2/2	\$2.6	996	Oct 2023	67
PH6	\$2,100	1/2	\$3.0	699	Sep 2023	14
810	\$2,700	2/2	\$2.7	996	Aug 2023	29
1003	\$2,700	2/2	\$2.9	920	Aug 2023	74
905	\$2,100	1/2	\$3.0	699	Jul 2023	52
711	\$2,100	1/1	\$2.9	729	Jul 2023	20
605	\$2,100	1/2	\$3.0	699	Jul 2023	30
911	\$2,195	1/2	\$3.0	729	Mar 2023	31
PH02	\$3,000	2/2	\$3.0	996	Mar 2023	91
505	\$2,000	1/2	\$2.9	699	Dec 2022	9
605	\$2,000	1/2	\$2.9	699	Jul 2022	3
1004	\$2,500	2/2	\$2.7	920	Apr 2022	9
707	\$2,400	2/2	\$2.6	920	Mar 2022	9
911	\$1,800	1/2	\$2.5	729	Jan 2022	19
509	\$2,300	2/2	\$2.3	996	Dec 2021	78
702	\$2,000	2/2	\$2.0	996	Nov 2021	4
503	\$2,200	2/2	\$2.4	920	Oct 2021	16

Currently Listed

ACTIVE LISTINGS 1/1

Unit	Price	Beds/Baths	\$/Sqft	Sqft	Listing Date	Owner
403	\$420,000	2/2	\$456.5	920	Feb 2024	MICHAEL JULI...
806	\$2,250/mth	1/2	\$3.2	699	Apr 2023	ROBERTO AM...
911	\$349,000	1/2	\$478.7	729	Feb 2024	ENRIQUETA...
911	\$2,295/mth	1/2	\$3.1	729	Feb 2024	ENRIQUETA...